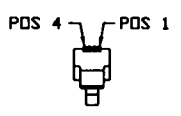
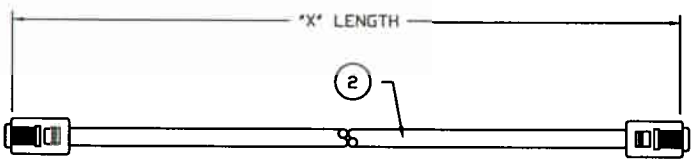
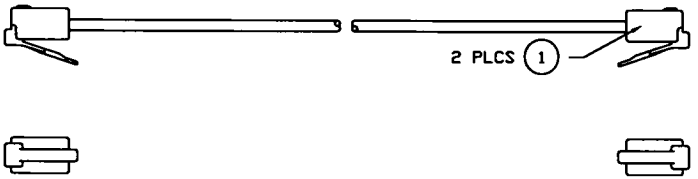


THESE DRAWINGS AND SPECIFICATIONS ARE THE SOLE PROPERTY OF I/O INTERCONNECT INC., U.S.A. AND SHALL NOT BE REPRODUCED, COPIED, OR USED IN ANY MANNER WITHOUT THE PRIOR WRITTEN CONSENT OF I/O INTERCONNECT INC. OR ITS AFFILIATED SUBSIDIARIES.

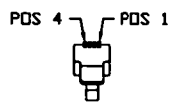
DWG. NO.	ZONE	REV.	DESCRIPTION	DATE	APPROVED
XX4-512-D		C	ECN C285	08/21/01	K.C.
		D	ADD NOTE & CHANGE P/N TO ROHS COMPLIANT PER ECN D828	04/22/05	M.G.



P1



P2



WIRE DIAGRAM

	P1	P2
1	BLACK	4
2	RED	3
3	GREEN	2
4	YELLOW	1

NOTES: UNLESS OTHERWISE SPECIFIED.

- CABLE TO BE BUNDLED AND TWIST TIED.
- TEST CABLE FOR ALL OPENS & SHORTS.
- PACKAGE CABLE ASSEMBLY INDIVIDUALLY IN PLASTIC BAG. PACKAGE INDIVIDUAL BAG PER LOT NUMBER QUANTITIES.
- MARK OUTSIDE OF SHIPPING BOX WITH DIGI-KEY PART NUMBER.
- PLACE BAR CODE LABEL ON THE OUTSIDE OF EACH SHIPPING BOX LABEL DETAIL SEE DWG 090-990-001.
- ALL METRICAL SHOULD BE ROHS COMPLIANT.

ITEM	QTY	MFG.	IOI PART NO.	DESCRIPTION
2	"X"	IOI	GLF-120-410-020	MODULAR CABLE, 26 AWG (7/34) BARE COPPER, 4 CONDUCTOR, UNSHIELDED, WHITE PVC. ROHS COMPLIANT.
1	2 PCS	IOI	GLF-325-441-50X	CONNECTOR, MODULAR PLUG, 4 POSITION, 4 CONDUCTOR, 50u" Au, FLAT TYPE EXIT. ROHS COMPLIANT.

CABLE ASSEMBLY PARTS LIST

T.B.D.	GLF-444-254-512-D	25.0 FT ± 4.0 IN 7.62 M ± 101.6 MM
H1441-14-ND	GLF-444-144-512-D	14.0 FT ± 3.0 IN 4.27 M ± 76.2 MM
H1441-07-ND	GLF-444-074-512-D	7.0 FT ± 2.0 IN 2.13 M ± 50.8 MM
PART NUMBER DIGI-KEY	PART NUMBER I/O INTERCONNECT	LENGTH "X"
		I/O INTERCONNECT SANTA ANA, CALIFORNIA
UNLESS OTHERWISE NOTED: 1) DIMENSIONS ARE IN INCHES (MILLIMETER) 2) TOLERANCES: .XXX ± 0.25 [6.35]		TITLE: 4P4C MODULAR, STANDARD STYLE, WHITE, CABLE ASSEMBLY P/N: H1441-XX-ND PART NO: GLF-444-XX4-512-D DWG NO: GLF-444-XX4-512-D CUSTOMER: DIGI-KEY SCALE: NONE SHEET 1 OF 1